

A degree provides lifetime value.

Higher education provides considerable value to the economies where educated individuals work and live, and to society in general.

Individual earnings are strongly related to educational attainment. Studies show that people who have completed high school earn more than those who have not; people with a bachelor's degree earn more than those with a high school diploma; and those with a graduate education earn more than those with an undergraduate education.*

A degree offers more than earning capacity. It builds critical thinking and research and analytical skills, ensures better health and encourages more volunteer opportunities within the community.*

At the University of Saskatchewan (U of S), we want students to receive lifetime value for their tuition dollars.

Who sets tuition at the U of S?

The U of S Board of Governors is responsible for setting tuition rates. Tuition is considered by the Board each year as part of the university's planning process.

How are tuition rates set?

Our Board of Governors sets tuition based on three principles:

1. Comparability

This principle directs the university to compare tuition levels with other U15 medical-doctoral peer institutions with similar programs and, to a lesser extent, with other institutions in close regional proximity.

Our tuition and fees are at or below the median rate of U15 medical-doctoral institutions for most programs. The median is calculated as the mid-point of the range of tuition and fee levels. The median is a more informative measure than the average calculation because it is less influenced by small numbers of institutions that have extremely high or extremely low fees.

As an example, in comparison to Canadian undergraduate arts and science programs in 2017/18, the U of S rates were below the median, as seen in figure 1.

2. Affordability and accessibility

The joint principle of affordability and accessibility means the university pays careful attention to ensure students with greater financial need are not

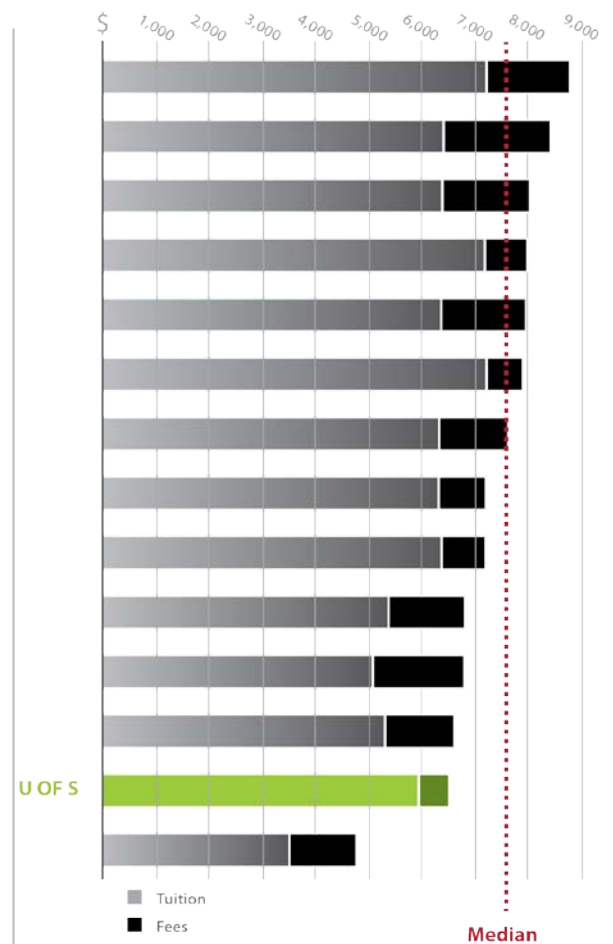


FIGURE 1 Typical cost of arts and science programs (tuition and fees) for domestic students at Canadian U15 institutions for the 2017/18 academic year (U15 data exchange)

Definitions

TUITION: Assessment for credit instruction (degree or diploma). Tuition provides access to basic university-wide services associated with credit instruction.

FEES: Charges assessed for ancillary costs, which can include University of Saskatchewan Students Union (USSU), athletic, recreation, *The Sheaf*, student services, WUSC, health and dental insurance, infrastructure and transit.

systematically excluded and that we set tuition with an understanding of the total cost for a student attending the U of S, including:

- fees, supplementary course materials, living expenses and total student debtload;
- direct financial resources available to students, including financial aid (scholarships, bursaries, grants, loans, research funding) and tax credits; and
- the potential lifetime earnings of graduates.

One indicator of the financial resources available to students is scholarships, bursaries and grants. Scholarships, bursaries and grants available to U of S students, as a percentage of the total tuition and fees, are above the median of our peer institutions, as seen in **figure 2**.

3. Quality

The principle of enabling quality recognizes the university's commitment to providing high-quality programs and services for students. We work to ensure the overall student experience is properly resourced and meets student expectations. Attracting and retaining outstanding faculty is a priority that is reflected in the quality of education we offer; academics who excel in their fields are highly sought after by the U of S.

Since 2002, 86-93 per cent of U of S graduating students have been "satisfied" or "very satisfied" with the quality of their education.**

What is tuition used for?

Tuition revenue comprises approximately 26 per cent of the university's operating budget, as seen in **figure 3*****. Tuition and fees, in combination with the provincial operating grant and other revenue, fund academic priorities including recruiting and retaining high-quality faculty, enhancing student services to ensure quality educational experiences, and providing scholarships and bursaries to increase accessibility and affordability for students. Colleges invest tuition revenue for specified purposes that directly benefit students and enhance the student experience.

In addition to tuition, students also pay a variety of student fees (USSU, athletic, recreation, transit, etc.) that are used to fund specific student benefits offered as part of a university education.

Tuition at the U of S is directly related to the experience we are able to offer.

For more information, visit

usask.ca/tuition

* Sources: ASU, AUCC

** Sources: CUSC Survey, 2002-2015

*** Based on 2016 figures

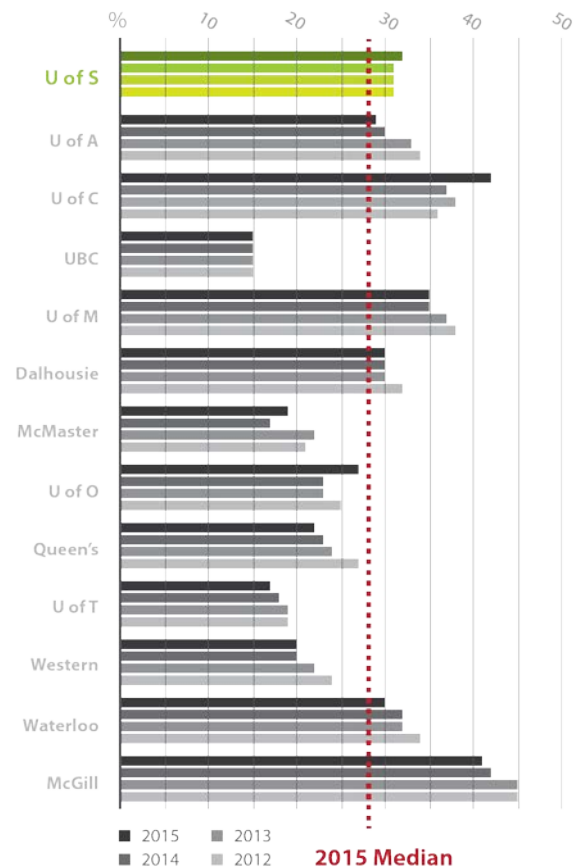


FIGURE 2 Undergraduate and graduate scholarships, bursaries and prizes as a percentage of tuition and fees (CAUBO financial reports, 2012 to 2015, English-only medical/doctoral universities)

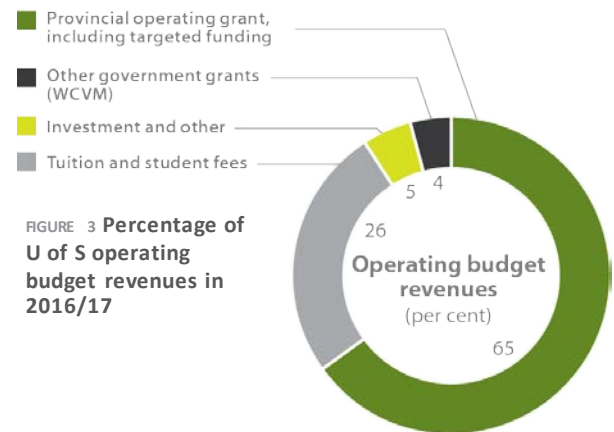


FIGURE 3 Percentage of U of S operating budget revenues in 2016/17

➤ The facts on tuition

In the 2018/19 academic year, tuition rates will change by an overall average of 4.8 per cent. The university uses tuition revenue combined with the provincial operating grant to:

- ensure the ongoing programmatic offerings of the university;
- fund specific enhancements in programs, student services and the student experience; and
- set aside needs-based assistance for students who have modest financial resources.

Our Board of Governors sets tuition rates annually based on three principles: 1) comparability to similar programs at other Canadian U15 medical-doctoral universities; 2) accessibility and affordability for the majority of potential students; and 3) the quality of our programs, and the need to ensure our students receive a high-quality education.

➤ Typical tuition increase by program

Degree Program	Tuition only		
	2017/18	2018/19	Change
Arts and Science	\$6,751	\$7,065	4.7%
Agriculture and Biore sources	\$6,119	\$6,413	4.8%
Business	\$7,406	\$7,647	3.3%
Educa tion	\$6,135	\$6,441	5.0%
Engineering	\$8,172	\$8,500	4.0%
Kinesiology	\$6,100	\$6,371	4.4%
Law	\$13,002	\$13,653	5.0%
Nursing	\$7,646	\$8,013	4.8%
Nutrition	\$6,864	\$7,183	4.6%
Pha rma cy - PharmD	\$17,000	\$17,340	2.0%
Pharmacy - BSP	\$9,340	\$9,566	2.4%
Dentistry	\$33,619	\$34,628	3.0%
Me dicine	\$16,642	\$17,474	5.0%
Ve te rinary Medicine	\$9,296	\$9,761	5.0%
Gra dua te Studie s – FT thesis	\$3,939	\$4,137	5.0%

International undergraduate tuition rates are 2.73 times the domestic undergraduate rate. International graduate tuition rates are 1.58 times the domestic graduate rate. Rates in the table above reflect a typical student course offering within the program, which may include a blended rate of tuition categories.

For full-time undergraduate students, a typical student's program includes classes offered by different colleges, so the average tuition cost to students may reflect a blended rate of different tuition categories. For graduate students, a typical student is enrolled on-campus in a full-time thesis program and taking three terms per year. The standard term rate of change will apply to some special graduate tuition programs, but not all.

➤ Breakdown of student fees

In addition to tuition, students also pay a variety of student fees that are used to fund specific student benefits offered as part of a university education.

Undergraduate student fees	2018/19
Athle tic	\$90.94
Re cre a tion	\$68.32
Student wellness and services	\$90.00
<i>The Sheaf</i>	\$17.76
World University Service of Canada	\$10.00
USSU	\$91.56
USSU he alth insurance	\$145.13
USSU de ntal insurance	\$117.55
USSU infra structure	\$125.12
USSU transit	\$165.28
Total fees	\$921.66
Graduate student fees	
Athle tic	\$90.94
Re cre a tion	\$68.32
Student wellness and services	\$90.00
GSA	\$70.64
Canadian Fe de ra tion of Studen ts	\$12.30
GSA he alth insurance	\$222.51
GSA de ntal insurance	\$236.52
GSA transit	\$222.02
Total fees	\$1,013.25

Fees above are for full-time undergraduate and graduate students for the regular session only. Any applicable spring and summer session fees are not depicted.

The athletic, recreation and student services fees fund specific university activities. Fees in the shaded-green areas are collected on behalf of student groups for authorized purposes.

Those students who are already covered by an equivalent health and/or dental insurance plan can opt out and receive a credit to their student account for the amount of the plan.

For more information, visit

usask.ca/tuition

Tuition schedule

	2017/18		2018/19		
Undergraduate degree courses	1 cu	3 cu	1 cu	3 cu	Rate change
Category 1	\$197.40	\$592.20	\$205.30	\$615.90	4.0%
Category 2	\$204.50	\$613.50	\$214.70	\$644.10	5.0%
Category 3	\$223.80	\$671.40	\$236.10	\$708.30	5.5%
Category 4	\$271.60	\$814.80	\$279.70	\$839.10	3.0%
Category 5	\$295.40	\$886.20	\$301.30	\$903.90	2.0%
Category 6	\$433.40	\$1,300.20	\$455.10	\$1,365.30	5.0%
Category 7	\$227.00	\$681.00	\$236.10	\$708.30	4.0%
Category 8	\$209.40	\$628.20	\$217.80	\$653.40	4.0%
Category 9	\$225.00	\$675.00	\$236.30	\$708.90	5.0%
Category 10	\$297.20	\$891.60	\$309.10	\$927.30	4.0%
Category 11	\$205.30	\$615.90	\$215.60	\$646.80	5.0%
Category 12	\$203.30	\$609.90	\$212.90	\$638.70	4.7%
Category 13	\$205.60	\$616.80	\$215.90	\$647.70	5.0%
Undergraduate package programs	Annual program fee				Change
Dentistry ¹	\$33,619.00		\$34,628.00		3.0%
Medicine	\$16,642.00		\$17,474.00		5.0%
Veterinary Medicine	\$9,296.00		\$9,761.00		5.0%
Pharmacy Doctorate	\$17,000.00		\$17,340.00		2.0%
Undergraduate internship programs	Fees per billing hour				Change
Business Co-op Education Program	\$197.40		\$205.30		4.0%
Computer Science Professional Internship	\$223.80		\$232.80		4.0%
Interactive Systems and Design Professional Internship	\$223.80		\$232.80		4.0%
Engineering Professional Internship Program	\$204.00		\$212.20		4.0%
Geography Internship Program	\$197.40		\$205.30		4.0%
Graduate Studies	Standard per-term tuition				Change
PhD and master's standard term tuition	\$1,313.00		\$1,379.00		5.0%
Master of Science - Finance	\$1,757.00		\$1,757.00		0.0%
Master of Science - Marketing	\$2,500.00		\$2,500.00		0.0%
Master and PhD – Environment & Sustainability	\$1,399.00		\$1,512.00		8.1%
Master of Water Security	\$2,723.00		\$2,922.00		7.3%
Master and PhD of Public Policy	\$1,412.00		\$1,483.00		5.0%
Master of Public Health - thesis	\$1,202.00		\$1,262.00		5.0%
	1 cu	3 cu	1 cu	3 cu	Change
PhD and master's course based tuition	\$212.20	\$636.60	\$222.80	\$668.40	5.0%
Graduate studies: special tuition programs	Program fee²				Change
Master of Business Administration	\$30,006.00		\$30,006.00		0.0%
Master of International Trade	\$19,289.00		\$19,289.00		0.0%
Master of Physical Therapy	\$18,975.00		\$19,924.00		5.0%
Master of Professional Accounting	\$21,500.00		\$30,000.00 ³		39.5%
Master of Public Administration	\$15,015.00 and \$13,144.00 ⁴		\$15,766.00 and \$13,801.00 ⁴		5.0%
Master of Public Health – course based	\$10,303.00		\$12,200.00		18.4%
Master of Nursing – Nurse Practitioner	\$10,000.00		\$10,500.00		5.0%
Master of Sustainable Environmental Management	\$8,170.00		\$8,766.00		7.3%
International students	Fees and multipliers				Change
Undergraduate students - differential multiplier ⁵	2.60		2.73		5.0%
Graduate students - differential multiplier ⁵	1.50		1.58		5.0%
MPA, MPP and PhD in public policy - international student fee (per term)	\$900.00		\$900.00		0.0%
Other tuition	Other				Change
Audit fees	50% of tuition		50% of tuition		0.0%
Business Administration Certificate	\$814.80 per 3 cu course		\$839.10 per 3 cu course		3.0%
Undergraduate Certificate in One Health	\$628.20 per 3 cu course		\$653.40 per 3 cu course		4.0%
Graduate Certificate in One Health	\$636.60 per 3 cu course		\$668.40 per 3 cu course		5.0%
Graduate Certificate in Social Economy	\$1,251.25 per 3 cu course		\$1,313.80 per 3 cu course		5.0%
JSGS Internship	\$1,000.00 per course		\$1,000.00 per course		0.0%
Nunavut Juris Doctor Law Program	\$2,050 per term		\$2,050 per term		0.0%
Arts & Science 90-level Courses in Biology, Chemistry, Physics	\$500 per course		\$500 per course		0.0%

¹ Starting in 2017/18, a program fee of \$7,000.00 will apply to all students in the Dentistry program.

² Subsequent year tuition for programs over one year in length are subject to annual Board approval. Actual implementation may be on a per course or per term basis and will approximate the total program cost noted in the chart.

³ For 2018/19, the new Master of Professional Accounting rate is effective May 1, 2019.

⁴ Rates are subject to the approval of the University of Regina Board of Governors. In fall 2015, all new MPA students were required to complete a 12-course program. Those admitted prior to fall 2015 will remain in the 10-course program and pay a program fee of \$13,801.00.

⁵ The differential multiplier is calculated based on the current rate, but not applied to students covered by contractual agreement. The differential multiplier applicable to non-degree distance education certificate programs is 1.5 times the domestic rate.